



U.S. NAVAL SUPPORT FACILITY DIEGO GARCIA

Consumer Confidence Report

2025

Inside this report:



Diego Garcia Overseas Drinking Water Program



How does the water system work?

Water Source, Treatment and Distribution



*What you should know:
Water Contaminants and Water Quality Data*



*Get to know the people responsible for
keeping DG tap water fit for human consumption*

This page intentionally left blank

Contents:

Page 2

Overview

- Diego Garcia Overview
- Diego Garcia Final Governing Standards (DGFGS)
- Navy Overseas Drinking Water Program Ashore
- Diego Garcia ODW Program Organization and Oversight

Page 3

Source of Water

Page 4

Diego Garcia Water Treatment and Distribution Systems

Page 5

Water Quality Data and Laboratory Testing

Page 6-8

What Should You Know About Certain Contaminants?

- Contaminants in Source Water
- Inorganic Contaminants
- Disinfection Byproducts (DBP)
- Per- and Polyflouroalkyl Substances (PFAS)
- Additional Information About your Water

Page 9

Who should I ask about this Report?

APPENDIX A

Water Quality Data

Table 1. Main Water System

Table 2.A. Monitoring for 25 PFAS

Table 2.B. Monitoring of Running Annual Average (RAA) for Six PFAS

APPENDIX B

Water Improvements

APPENDIX C

Surface Water Treatment Rule-Failure to Filter


Consumer Confidence Report 2025

FOREWORD

We are pleased to present the 2025 Consumer Confidence Report (CCR) for U.S. Naval Support Facility Diego Garcia. This report provides detailed information about our drinking water sources, the levels of any detected contaminants, the results of our 2025 water quality monitoring, and our compliance with all applicable drinking water requirements. It serves as a key resource to ensure that every resident on the island can have full confidence in the safety and quality of the water they use every day.

Operating in the unique environment of Diego Garcia demands precision and vigilance. Our dedicated team works around the clock to maintain and optimize our water treatment systems, applying rigorous testing protocols and adhering to the highest regulatory standards. From source to tap, our water is monitored with exceptional care, reflecting our unwavering commitment to protecting health and ensuring reliability.

We understand that trust is built through transparency. This report also outlines ongoing infrastructure improvements, and shares our continued efforts to strengthen system resilience. We take pride in our role as stewards of this vital resource and remain committed to continuous improvement in all aspects of our operations. On behalf of leadership and the entire water team, thank you for your continued confidence and support. We remain dedicated to delivering a safe, reliable, and high-quality water supply—today and into the future.



W. M. GUHEEN III

This Page Intentionally Left Blank



Diego Garcia Overview

Diego Garcia is an isolated low-lying coral atoll located approximately 7 degrees south of the equator in the center of the Indian Ocean. It is the largest of over 50 coralline islands that compromise the Chagos Archipelago. The main exposed island mass of Diego Garcia is approximately a 40-mile long narrow strip, shaped like a hollow footprint and surrounded by a fringing reef with three small islets delineating the northern boundary of the atolls.



Diego Garcia Final Governing Standards (DGFGS)

The Diego Garcia Final Governing Standards (DGFGS) provides the environmental compliance criteria and management practices used by the U.S. Department of Defense installations and activities on Diego Garcia.

These compliance criteria were developed by comparing and adopting the protective criteria of DoD Manual 4715.05-G Overseas Environment Baseline Guidance Document (OEBGD), applicable environmental laws, regulations and ordinances, and international agreements that collectively constitute the Bilateral Agreements on the use of Diego Garcia by both United Kingdom (host nation) and the United States.

Overseas installations are required to continue to meet site-specific Final Governing Standards (FGS) and other applicable requirements, in-theater commander directives, Department of Defense (DoD) and service policies as applicable.

Navy Overseas Drinking Water Program Ashore

Navy policy requires that all U.S. Navy overseas installations operate, maintain, and manage their drinking water

systems to protect public health and safety. All Navy installations must meet or exceed U.S. National Primary Drinking Water Regulations (NPDWR) pursuant to the Safe Drinking Water Act of 1974. This policy ensures that overseas drinking water systems provide water quality standards comparable to those required within the United States. Commander, Navy Installations Command (CNIC), as the Navy Executive Agent (EA) for Drinking Water Ashore, issued CNIC Instruction 5090.1 to provide policy guidance and oversight requirements for overseas drinking water quality compliance program. The most recent version is CNIC Manual 5090.1B (Navy Overseas Drinking Water Program Ashore) of 06 Jan 2026.

CNIC Manual 5090.1B establishes criteria and requirements for ODW, delineates responsibilities for drinking water and program management, provides site-specific compliance guidance, requires monitoring, testing, reporting and corrective action procedures and mandates triennial sanitary surveys of drinking water system, which evaluate the condition, operation, reliability and compliance status of drinking water system and identify deficiencies requiring corrective actions.

Diego Garcia ODW Program Organization and Oversight



Per Navy policy, U.S. Naval Support Facility Diego Garcia (NAVSUPFAC DG) established the Installation Water Quality Board (IWQB) under the chair of its Commanding Officer (not delegable) in April 2014. The IWQB oversees the Diego Garcia ODW Program and reports all ODW matters to the Regional Water Quality Board (RWQB) and Water Quality Oversight Council (WQOC). This includes implementing and ensuring the ODW program compliance and communicating to stakeholders.

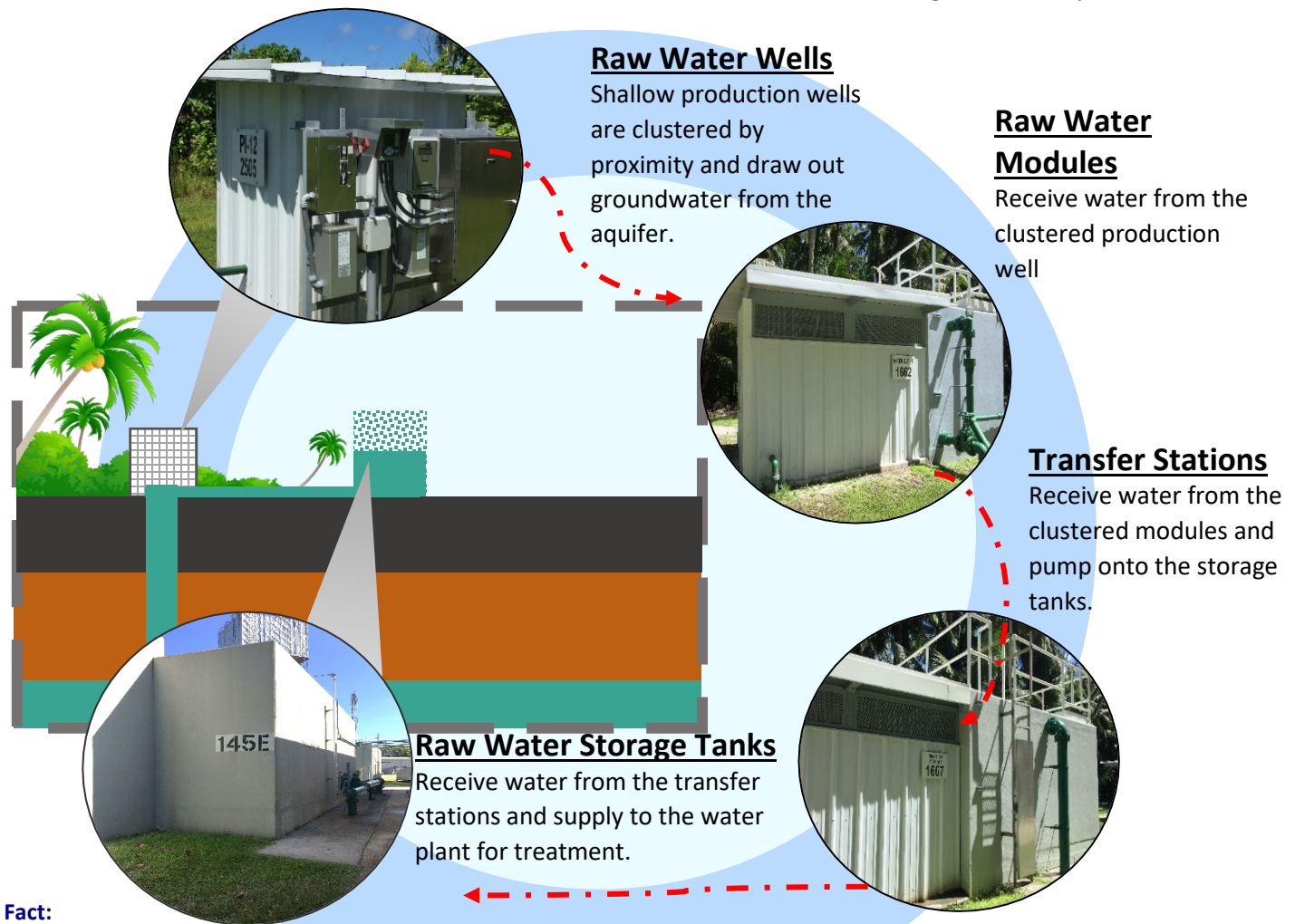


Navy Region Japan RWQB oversees Diego Garcia's ODW program and ensures compliance and consistency but does not have program primacy. The RWQB reports to the WQOC. The Navy WQOC is the overall governing body and reports on a regular basis to the Navy EA for ODW program ashore. CNIC, as the Navy EA for Drinking Water Ashore, provides overall ODW program authority.

Source of Water

The Diego Garcia Water System obtains its source water from a combination of **surface water** and **groundwater under the direct influence of surface water (GWUDISW)**. This is due to the aquifers' shallow nature and susceptibility to contamination from surface runoff percolating through the ground. Water is extracted through shallow vertical and horizontal production wells located primarily in the Cantonment and Air Ops areas. Clusters of shallow production wells withdraw groundwater from the freshwater aquifers. Water from the wells is collected into series of reinforced concrete raw water modules with approximately 1,000-gallon capacity. Transfer Stations receive water from the modules and pump it to the raw water storage facilities of the main water treatment plants situated at Cantonment and Air Ops. Raw water storage tanks hold untreated water prior to treatment at the water treatment plant.

It is paramount we protect our aquifers because of the limited alternatives for water resources on the island. Through site surveys and source water assessments, potential contamination sources have been identified, evaluated and characterized. Additionally, recommended preventive measures have been developed to minimize or eliminate contamination from surface runoff, flooding fuel handling, chemical storage, waste disposal activities and infrastructure deficiencies. The Public Works Department Environmental Division, Naval Support Facility Diego Garcia maintains all source water assessment documentation and environmental records associated with groundwater protection.



Fact:

Diego Garcia's main source water is rainwater percolating into the ground and replenishes the aquifer system.



On 28 February 2018, Diego Garcia’s water system was officially declared “fit for human consumption” (FFHC). The Navy ODW program uses the term FFHC vice “potable” as a matter of water quality policy.

As of May 2024, NAVSUPFAC DG received another three-year Conditional Certificate to Operate (CTO), following the 2023 Sanitary Survey. A full CTO is granted when no significant deficiencies are identified during the Sanitary Survey, or all previously identified significant deficiencies are corrected before the next scheduled triennial Sanitary Survey.



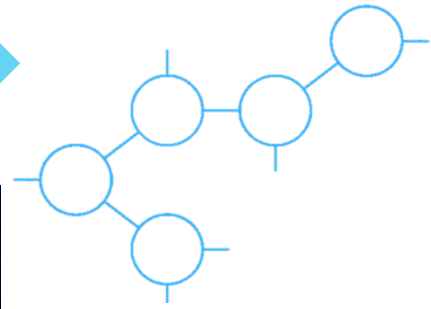

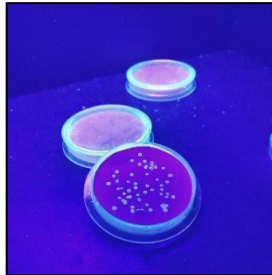
DG Main Water System

The DG Main Water Treatment Plant (WTP) located in the downtown area of Diego Garcia, began its operations in Dec 2016. This plant utilizes several treatment methods to ensure the delivery of quality drinking water: Pressure filtration--removes particulates, sediments, turbidity and suspended solids; Nanofiltration (NF)--reduces a high percentage of salts and, naturally-occurring organic compounds and organic materials that may react with chlorine to form harmful disinfection byproducts; Ultraviolet disinfection (UV) and Chlorination--a dual approach that provides inactivation of microbial pathogens. Chlorination is also utilized to maintain residual chlorine and ensure ongoing protection against viruses and other contaminants. The WTP treats water extracted from both the Cantonment and Air Ops water wells and produces and supplies FFHC water to the Cantonment-Air Ops distribution system, from the Cantonment area to Thunder Cove. Additionally, it also fills water trucks that deliver to remote sites’ storage tanks for distribution and 5-gallon bottled water containers for various offices.



Since December 2023, the Main Water Treatment Plant has served as the sole water supply system for the installation following the decommissioning of the Nanofiltration Hauled Water and Sub Site small water systems.

Water Quality Data and Laboratory Testing



Both the DFGGS and CNIC Manual 5090.1B require routine testing of drinking water contaminants to protect public health and maintain regulatory compliance. The Base Operating Support (BOS) contractor performs routine water sampling and water quality monitoring. As of May 2024, the DG Water laboratory received official approval from the WQOC as an on-site drinking water lab authorized to conduct compliance testing for specific analytes, including total coliform, E-coli, residual chlorine, pH, conductivity, heterotrophic plate count, chloride and turbidity. Maintaining adequate disinfectant residual throughout the distribution system is critical to ensuring continued microbial protection.

In addition to on-island testing, the BOS contractor regularly collects and ships water samples to the U.S.-accredited Regional Public Health Center (PHC) Laboratory located at U.S. Army Base in Camp Zama, Japan for additional required testing analyses to determine the presence of other potential contaminants. This laboratory is accredited by the American National Standard Institute American Association for Laboratory Accreditation (A2LA) for ISO/IEC 17025: General requirements for competence of testing and calibration laboratories. Among the potential contaminants tested are inorganic and organic chemical (volatile organics and synthetic organics), radionuclide, disinfection byproducts (DBPs), lead and copper and per- and polyfluoroalkyl substances (PFAS).

The Navy Public Works Environmental and Production (Utilities) Divisions evaluate all laboratory data in accordance with applicable DFGGS requirements, Navy drinking water policy and US Environmental Protection Agency (USEPA) drinking water standards. Water quality data are routinely uploaded to the CNIC ODW Repository to support oversight, trend analysis, reporting, and regulatory review. These information are easily accessed by both the RWQB and WQOC for further evaluation.

Furthermore, the Preventive Medicine Department of the U.S. Navy Medicine Readiness and Training Unit (NMRTU) Diego Garcia conducts regular health and sanitation inspections of the DG Water systems and facilities, along with monthly independent medical surveillance testing for bacterial and halogen presence. Any discrepancies identified are promptly reported to PWD for immediate investigation, and corrective or preventive actions.

In 2025, 32,750 tests were conducted to monitor Diego Garcia's water quality. Appendix A (Water Quality Data) presents a comprehensive summary of the water quality monitoring results highlighting detected contaminants. Contaminants that were tested for, but not detected are not included in this report.





What Should You Know About Certain Contaminants?





As water travels over the surface of the land or percolates through the ground, it dissolves naturally-occurring minerals. It can also pick up other substances resulting from the presence of animals or human activity. Diego Garcia water systems may reasonably produce water containing at least trace amounts of some contaminants. However, the presence of these contaminants does not necessarily indicate that water poses a health risk


Contaminants in Source Water

 **Microbial Contaminants**, such as viruses and bacteria, which may come from sewage treatment plants, septic systems, agricultural livestock operations, and wildlife.


 **Pesticides and Herbicides**, which may come from various sources such as agriculture, urban stormwater runoff, and residential uses.


 **Inorganic Contaminants**, such as salts and metals, which can be naturally occurring or result from urban stormwater runoff, industrial, or domestic wastewater discharges, oil and gas production, mining, or farming.

 **Organic Chemical Contaminants**, including synthetic and volatile organic chemicals, which are by-products of industrial processes and petroleum production, and can also come from gas stations, urban stormwater runoff, and septic systems.


 **Radioactive Contaminants**, which can be naturally-occurring or be the result of oil and gas production and mining activities.

Contaminants in Drinking Water


 **Lead.** If present, elevated levels of lead can cause serious health problems, especially for pregnant women and young children. Lead in drinking water is primarily from materials and components associated with service lines and home plumbing. When your water has been sitting for several hours, you can minimize the potential for lead exposure by flushing your tap for 30 seconds to 2 minutes before using the water for drinking or cooking. If you are concerned about lead in your water, you may wish to have your water tested. Information on lead in drinking water, testing methods, and steps you can take to minimize exposure are available from the Safe Drinking Water Hotline or at www.epa.gov/safewater/lead

 **Copper.** Copper levels are found naturally in groundwater and surface water. Copper levels in water are generally very low; approximately 4 micrograms of copper in one liter. However, drinking water may contain higher levels of a dissolved form of copper. Increased levels of copper

can occur when corrosive water comes in contact with copper plumbing in the water supply system. Cases of copper poisoning have led to anemia and to the disruption of liver and kidney functions. Immediate effects from drinking water extremely elevated levels of copper include vomiting, diarrhea, stomach cramps and nausea.

 **Coliforms.** Coliforms are bacteria that are naturally present in the environment and are used as an indicator that other potentially harmful bacteria may be present in drinking water. It is a warning of potential problems if coliforms are found in more water samples than allowed. The presence of bacteria does not mean the water is unsafe to drink. Only disease-causing bacteria, known as pathogens, lead to disease. Total coliform bacteria (without the presence of E. coli) are generally not considered harmful, but their presence indicates a potential pathway for contamination to enter drinking water. Fecal coliforms or E. Coli are a particular type of coliform bacteria. Their presence in drinking water is more serious than other coliform bacteria because they are disease-causing and also indicate that drinking water has been contaminated by sewage or animal wastes that contain other disease-causing microorganisms. This type of contamination can cause severe diarrhea, cramps, and nausea.

Inorganic Contaminants

 **Barium.** Barium is a divalent cation and alkaline earth metal that can be found in naturally occurring mineral deposits. The health effects of the different barium compounds depend on how well the compound dissolves in water. Barium compounds that do not dissolve well in water are not generally harmful and are often used by doctors for medical purposes. Those barium compounds that dissolve well in water may cause harmful health effect in people. Ingesting high levels of dissolved barium compounds over the short term has resulted in difficulties in breathing, increased blood pressure, changes in heart rhythm, stomach irritation, brain swelling, muscle weakness, and damage to the liver, kidney, heart, and spleen.

Fluoride. Fluoride is an inorganic ion naturally found in drinking water because of its presence in the earth's crust or from human activities that release fluoride to the environment. Exposure over

many years to drinking water with fluoride levels above 4 mg/L may result in cases of crippling skeletal fluorosis, which is serious bone disorder resembling osteoporosis and characterized by extreme density and hardness and abnormal fragility of the bones (sometimes called “marble bones”).



Sodium. Sodium is an essential element required for normal body function including nerve impulse transmission, fluid regulation, and muscle contraction and relaxation. However, in excess amounts, sodium increases individual risk of hypertension, heart disease, and stroke. One of the chief sources of sodium is the consumption of salt; therefore, salt restrictions are often recommended as a first-line treatment for individuals suffering from these conditions.



Nitrites and Nitrates. Nitrites and nitrates are nitrogen-oxygen chemical units which combines with various organic and inorganic compounds. Once taken into the body, nitrates are converted into nitrites. Once ingested, conversion of nitrate to nitrite takes place into the saliva of people of all ages, and in gastrointestinal tract of infants. Primary sources include fertilizer runoff, leaching from septic systems, sewage, and erosion of natural deposits. Nitrites and nitrates have the potential to cause the following effects from a lifetime exposure at levels above the MCL: diuresis, increased starchy deposits and hemorrhaging of the spleen.

Disinfection Byproducts (DBP)



Total Trihalomethanes (TTHM) and Haloacetic Acids (HAA5). TTHM and HAA5 are groups of chemicals formed when the naturally occurring organic materials in raw water reacts with the chlorine which is added as disinfectant. The highest level allowed (Environmental Protection Agency’s maximum contaminant level) for TTHM and HAA5 are 80 and 60 micrograms per liter and parts per billion, respectively. The source of organic materials in raw water is thought to be rainwater percolating through decaying vegetation in the wellfields. Potential health effects from exposure to TTHM and HAA5 depend on various factors, including concentration of the chemicals and duration and frequency of exposure. According to the USEPA (<https://www.epa.gov/your-drinking-water/table-regulated-drinking-water-contaminants#Byproducts>), some people who drink water containing TTHMs in excess of the MCL over many years may experience liver, kidney, or central nervous system problems and increased risk of cancer.



Per- and Polyfluoroalkyl Substances (PFAS)

What are PFAS and where do they come from?

Per- and polyfluoroalkyl substances (PFAS) are a group of thousands of man-made chemicals. PFAS have been used in a variety of industrial and consumer products around the globe,

including in the U.S., for decades. Due to their widespread use and environmental persistence, most people in the U.S. have been exposed to certain PFAS. PFAS have been used to make coatings and products that are used as oil and water repellents for carpets, clothing, paper packaging for food and cookware. These are also contained in some foams (e.g. aqueous film forming petroleum fires). Exposure to PFAS may lead to health problems, so reducing your exposure to PFAS lowers your risk for these health problems.

Is there a regulation for PFAS in drinking water?

On 10 April 2024, the USEPA established announced their final rule on drinking water regulatory standards, known as the NPDWR for certain PFAS analytes under the Safe Drinking Water Act. The rule establishes legally enforceable levels (i.e., MCLs for six PFAS analytes in drinking water as depicted below:

- Perfluorooctanoic acid (PFOA) = 4 ppt
- Perfluorooctane sulfonic acid (PFOS) = 4 ppt
- Perfluorohexane sulfonic acid (PFHxS) = 10 ppt
- Perfluorononanoic acid (PFNA) = 10 ppt
- Hexafluoropropylene oxide dimer acid (HFPO-DA), commonly known as GenX) = 10 ppt
- Mixtures containing two or more of PFHxS, PFNA, HFPO-DA, perfluorobutane sulfonic acid (PFBS), = 1 unitless; Hazard Index

The DoD issued a policy in September 2025 to monitor and comply with the new PFAS MCLs in drinking water at all DoD-owned and operated drinking water systems overseas. The DoD policy requires all DoD-owned systems to complete initial monitoring by 26 April 2027, conduct compliance monitoring, and achieve compliance with the PFAS MCLs by 26 April 2029. Drinking water systems with sampling results above the PFAS MCLs may:

- 1) take immediate action to reduce exposure to PFAS by providing alternative drinking water;
- 2) evaluate and implement corrective actions to reduce PFAS levels below the MCLs (i.e., granular activated carbon, anion exchange, reverse osmosis, and nanofiltration), or
- 3) determine if the drinking water system should be permanently removed.

In order to provide safe drinking water to all DoD personnel, OSD policy extends this requirement to all DoD systems which provide drinking water for human consumption, regardless of size of the drinking water system. In addition to the six regulated compounds, DOC-owned systems are required by DoD policy to monitor for all 25 compounds detected when using EPA Method 533.

Protecting the health of our personnel, their families, and the communities in which we serve is a priority for the Department. DoD is committed to complying with requirements of the NPDWR and the continued provision of safe drinking water to those that work and live on DoD installations

Additional
Information
About Your
Water

Does your Drinking Water Taste or Smell Bad?

A change in your water's taste, color, or smell is not necessarily a health concern. These effects are caused when some naturally occurring constituents occur at concentrations high enough to be a nuisance. Most nuisance constituents occur naturally. They result from the reaction of groundwater with aquifer rocks and sediments as the water moves underground. However, sometimes a change of smell or taste can be a sign of problems. If you notice a change in your water, call **Water Plant** at **370-2755** to request investigation.

For Customers with Special Health Concerns

Some people may be more vulnerable to contaminants in drinking water than the general population. Immuno-compromised persons such as persons with cancer undergoing chemotherapy, persons who have undergone organ transplants, people with HIV/AIDS or other immune system disorders, some elderly, and infants can be particularly at risk from infections. These people should seek advice about drinking water from their health care providers. EPA/CDC guidelines on appropriate means to lessen the risk of infection by Cryptosporidium and other microbiological contaminants are available from the **Safe Drinking Water Hotline** at **1-800-426-4791**.

A “cross-connection” is any connection between a public drinking water system and a separate source of questionable quality.

For example, an ordinary garden hose submerged in a bucket of water, car radiator, or swimming pool can result in backflow contamination. To protect our water supply, all outdoor faucets with a potential for a garden hose connection must each have a simple screw-on vacuum breaker.



Report all water leaks immediately! Call 112.

A faucet dripping just one drop per second wastes over 3,000 gallons of water a year—enough for 180 showers!

Don't wait, fix leaks now!

Questions on how we carry out drinking water requirements?

Installation Drinking Water Compliance Program Manager
DSN (315) 370-4540

Installation Environmental Program Director
DSN (315) 370-4542

Questions about water production and treatment?

Installation Production Officer
DSN (315) 370-4543

Questions about health effects of potential contaminants in water?

Installation Preventive Medicine Authority
DSN (315) 370-4258

Water samples analyzed using the parameters and methods required by U.S. National Primary Drinking Water Regulations (40 CFR 141) either on-island by BOS Contractor or US Army Public Health Center Laboratories in Camp Zama, Japan

Appendix A: 2025 Water Quality Data

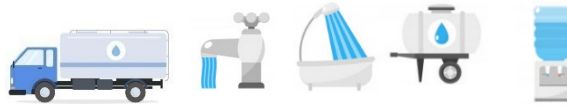


Table 1. WATER QUALITY DATA FOR DETECTED

Inorganic Chemicals – Annual and quarterly* sampling and testing						
Contaminant ^(a)	Highest Level Allowed (EPA's MCL)	Ideal Goal (EPA's MCLG)	Highest Result	Range of Test Results	Violation	Typical Sources/Remarks*
Barium	2 ppm	2 ppm	0.1900 ppm	0.0056 – 0.1900 ppm	No	Discharge of drilling waste; discharge from metal refineries; erosion of natural deposits
Sodium	N/A	N/A	29 ppm	24-29 ppm	N/A	No MCL & MCLG established. Monitoring is required so concentration levels can be made available upon request.
Volatile Organic Contaminants – Quarterly sampling and testing						
Contaminant ^(a)	Highest Level Allowed (EPA's MCL)	Ideal Goal (EPA's MCLG)	Highest Result	Range of Test Results	Violation	Typical Sources
Total Xylenes	10 ppm	10 ppm	0.0016 ppm	<0.0005 – 0.0016 ppm	No	Discharge from petroleum factories and chemical factories
Disinfectant – Monthly sampling and testing						
Contaminant ^(a)	Highest Level Allowed (EPA's MRDL)	Ideal Goal (EPA's MCLRG)	Highest Result	Range of Test Results	Violation	Typical Sources
Residual Chlorine	4 ppm	4 ppm	1.48 ppm	0.64 – 1.48 ppm	No	Water additive used to control microbes
Disinfection Byproducts – Quarterly sampling and testing						
Contaminant ^(a)	Highest Level Allowed (EPA's MCL, Quarterly Average)	Ideal Goal (EPA's MCLG, Quarterly Average)	Highest Result (Quarterly Average)	Range of Test Results (Quarterly Average)	Violation	Typical Sources
Total Trihalomethane (TTHM)	80 ppb	N/A	8.7 ppb	5.7 – 8.7 ppb	No	Byproduct of drinking water disinfection
Halo-acetic Acid (HAA5)	60 ppb	N/A	7.0 ppb	4.9 – 7.0 ppb	No	Byproduct of drinking water disinfection
Bacteria in Tap Water - Monthly sampling and testing						
Contaminant ^(a)	Highest Level Allowed (EPA's MCL) ^(b)	Ideal Goal (EPA's MCLG)	Highest Percentage of Samples with Total Coliform	Violation	Typical Sources	
Total Coliform (including fecal coliform and E. Coli)	5% of monthly samples are positive	0	0 %	No	Coliforms are naturally present in the environment. Fecal coliforms and E. Coli only come from human and animal fecal waste	

How to read the Water Quality Data Tables

Diego Garcia Final Governing Standards and Navy policy establishes the safe drinking water standards based on National Primary Drinking Water Regulations that limit the amount of contaminants allowed in drinking water. Tables 1 and 2 show the concentrations of detected contaminants or substances in comparison to regulatory limits. Contaminants or substances not detected are not included in the tables.

Action Level (AL): The concentration of a contaminant which, if exceeded, triggers treatment or other requirements which a system must follow.

Maximum Contaminant Level (MCL): The highest level of a contaminant that is allowed in drinking water. MCLs are set as close to the MCLGs as feasible using the best available treatment technology.

Maximum Contaminant Level Goal (MCLG): The level of a contaminant in drinking water below which there is no known or expected risk to health. MCLGs allow for a margin of safety.

Maximum Residual Disinfectant Level (MRDL): The highest level of a disinfectant allowed in drinking water. There is convincing evidence that addition of a disinfectant is necessary for control of microbial contaminants.

Maximum Residual Disinfectant Level Goal (MRDLG): The level of a drinking water disinfectant below which there is no known or expected risk to health. MRDLGs do not reflect the benefits of the use of disinfectants to control microbial contamination.

Units in the table:

ppm – Parts per million (also expressed as milligrams per liter or 1 drop in 1 million gallons)	ppb – Parts per billion (also expressed as micrograms per liter or 1 drop in 1 billion gallons)	< - symbol meaning “less than” the value next to the symbol (ex: “<5” means “less than 5”)	N/A – Not applicable; not required or no requirement
--	--	--	---



Table 2.A. MONITORING FOR 25 PER- and POLYFLUOROALKYL SUBSTANCES (PFAS)

Contaminant	Test Results Main Water	Units	EPA MCL Levels	MRL	MCLG	Violation
EPA METHOD 533						
11CI-PF3OUdS/F53B Major	ND	ppt	N/A	1.8	N/A	N/A
4:2 Fluorotelomer sulfonic acid	ND	ppt	N/A	1.8	N/A	N/A
6:2 Fluorotelomer sulfonic acid	ND	ppt	N/A	1.8	N/A	No
8:2 Fluorotelomer sulfonic acid	ND	ppt	N/A	1.8	N/A	N/A
9CI-PF3ONS/F53B Minor	ND	ppt	N/A	1.8	N/A	N/A
DONA / ADONA Acid	ND	ppt	N/A	1.8	N/A	N/A
HFPO-DA / Gen X Acid	ND	ppt	10	1.8	10	N/A
NFDHA	ND	ppt	N/A	1.8	N/A	N/A
Perfluorobutanesulfonic acid	ND	ppt	N/A	1.8	N/A	N/A
Perfluorobutanoic acid	ND	ppt	N/A	1.8	N/A	N/A
Perfluorodecanoic acid	ND	ppt	N/A	1.8	N/A	N/A
Perfluorododecanoic acid	ND	ppt	N/A	1.8	N/A	N/A
Perfluoroheptane sulphonate	ND	ppt	N/A	1.8	N/A	N/A
Perfluoroheptanoic acid	ND	ppt	N/A	1.8	N/A	N/A
Perfluorohexanesulfonic acid	ND	ppt	10	1.8	10	N/A
Perfluorohexanoic acid	ND	ppt	N/A	1.8	N/A	N/A
Perfluorononanoic acid	ND	ppt	10	1.8	10	N/A
Perfluorooctanesulfonic acid	ND	ppt	4	1.8	0	No
Perfluorooctanoic acid	ND	ppt	4	1.8	0	No
Perfluoropentane acid	ND	ppt	N/A	1.8	N/A	N/A
Perfluoropentanesulfonic acid	ND	ppt	N/A	1.8	N/A	N/A
Perfluoroundecanoic acid	ND	ppt	N/A	1.8	N/A	N/A
PES	ND	ppt	N/A	1.8	N/A	N/A
PFECA A	ND	ppt	N/A	1.8	N/A	N/A
PFECA F	ND	ppt	N/A	1.8	N/A	N/A
EPA METHOD 537.1						
11CI-PF3OUdS/F53B Major	ND	ppt	N/A	2.0	N/A	N/A
9CI-PF3ONS/F53B Minor	ND	ppt	N/A	2.0	N/A	N/A
DONA / ADONA Acid	ND	ppt	N/A	2.0	N/A	N/A
HFPO-DA / Gen X Acid	ND	ppt	10	2.0	10	N/A
NEtFOSAA	ND	ppt	N/A	2.0	N/A	N/A
NMeFOSAA	ND	ppt	N/A	2.0	N/A	N/A
Perfluorobutanesulfonic acid	ND	ppt	N/A	2.0	N/A	N/A
Perfluorodecanoic acid	ND	ppt	N/A	2.0	N/A	N/A
Perfluorododecanoic acid	ND	ppt	N/A	2.0	N/A	N/A
Perfluoroheptanoic acid	ND	ppt	N/A	2.0	N/A	N/A
Perfluorohexanesulfonic acid	ND	ppt	10	2.0	10	N/A
Perfluorohexanoic acid	ND	ppt	N/A	2.0	N/A	N/A
Perfluorononanoic acid	ND	ppt	10	2.0	10	N/A
Perfluorooctanesulfonic acid	ND	ppt	4	2.0	0	No
Perfluorooctanoic acid	ND	ppt	4	2.0	0	No
Perfluorotetradecanoic acid	ND	ppt	N/A	2.0	N/A	N/A
Perfluorotridecanoic acid	ND	ppt	N/A	2.0	N/A	N/A
Perfluoroundecanoic acid	ND	ppt	N/A	2.0	N/A	N/A



Table 2.B. MONITORING THE RUNNING ANNUAL AVERAGE (RAA) FOR SIX PER- and POLYFLUOROALKYL SUBSTANCES (PFAS)

Sampling Location	Contaminants	EPA Method 533				EPA Method 537.1			
		Feb 2025 (Q1)	May 2025 (Q2)	Sep 2025 (Q3)	Dec 2025 (Q4)	Feb2025 (Q1)	May2025 (Q2)	Sep2025 (Q3)	Dec2025 (Q4)
F-1505 (POE at Cantonment)	PFOS	ND	ND	ND	ND	ND	ND	ND	ND
	PFOA	ND	ND	ND	ND	ND	ND	ND	ND
		ND	ND	ND	ND	ND	ND	ND	ND
	HFPO-DA/Gen X Acid	ND	ND	ND	ND	ND	ND	ND	ND
	PFBS	ND	ND	ND	ND	ND	ND	ND	ND
	PFNA	ND	ND	ND	ND	ND	ND	ND	ND
	PFHxS	ND	ND	ND	ND	ND	ND	ND	ND
	Hazard Index	0	0	0	0	0	0	0	0
Running Annual Average	0 (does not exceed 1) No violation of the HI MCL				0 (does not exceed 1) No violation of the HI MCL				
F-309 (POE at Air Ops)	PFOS	ND	ND	ND	ND	ND	ND	ND	ND
	PFOA	ND	ND	ND	ND	ND	ND	ND	ND
		ND	ND	ND	ND	ND	ND	ND	ND
	HFPO-DA/Gen X Acid	ND	ND	ND	ND	ND	ND	ND	ND
	PFBS	ND	ND	ND	ND	ND	ND	ND	ND
	PFNA	ND	ND	ND	ND	ND	ND	ND	ND
	PFHxS	ND	ND	ND	ND	ND	ND	ND	ND
	Hazard Index	0	0	0	0	0	0	0	0
Running Annual Average	0 (does not exceed 1) No violation of the HI MCL				0 (does not exceed 1) No violation of the HI MCL				

Has Diego Garcia tested its water for PFAS?

Yes. Diego Garcia has previously tested for PFAS in 2025. Most recently, samples were collected from the point of entry to the main water distribution system in Feb, Jun, Aug and Dec of 2025, all PFAS results and Hazard Index were below the trigger levels and MCLs. Results are shown in Tables 2.A and 2.B

How to read PFAS Data Table		
New established MCL limits in accordance with the EPA regulation and DoD policy were used in this report.		
Hazard Index (HI): The Hazard Index is a long-established approach that EPA regularly uses to understand health risk from chemical mixture. The HI is made up of a sum of fractions. Each fraction compares the level of each PFAS measured in the water to the highest level determined not to have risk of health effects		
Method Reporting Limit (MRL): The limit of detection for a specific target analyte for a specific sample after any adjustments have been made		
Maximum Contaminant Level Goal (MCLG): The level of a contaminant in drinking water below which there is no known or expected risk to health. MCLGs allow for a margin of safety.		
Running Annual Average (RAA): is calculated by taking the average of the four most recent individual quarterly samples.		
Units in the table:		
ppt – Parts per trillion or nanograms per liter	ND-Non-detect or the contaminant has not been detected	N/A – Not applicable; not required or no requirement

What is Next?

NSFDG initial monitoring for PFAS in accordance with EPA requirements is complete. All results during the initial monitoring are below trigger levels. Based on these results, the installation must begin triennial monitoring for PFAS in 2027. In the interim, we will maintain a proactive approach by conducting quarterly monitoring over the next few years to ensure ongoing compliance with the MCLs and trigger levels.

Appendix B: Water Improvement Projects

Construction and Repairs		
Project Title	Purpose	Status or Planned Date
Extend Well Casing of some wells at the Cantonment Area	To protect the wells against runoff, drainage problems and possible source water contamination.	Project awarded to KBR Estimated Completion Date (ECD): 2026
Install Isolation Valve Between AO-10 to 15 & AO-2 to 9 Water line	Expose/reconnect and provide isolation valve for well water line	Project awarded to KBR ECD : 2026
Repair Overflowing Recharge Tank and Various Equipment	To prevent the NF concentrate/reject water from percolating back to the ground	Awarded to JSK ECD: 2026
Install Back-Up SCADA Computer Server	To provide resiliency to the existing server PC in case it fails to operate	Awarded to KBR ECD: 2026
Replace Water Treatment Plant Generator	To provide adequate auxiliary power at the Water Plant to ensure continuous water supply when the primary power has been interrupted.	Project awarded to ECC. ECD: 2026
Install Isolation Valves at F-148	To easily maintain the inlet and outlet of pressure filter	Project awarded to KBR ECD: 2026
Repair Air Ops Water Wells and Piping	To protect AO wells from flooding and potential sources of contamination	Project awarded to JSK ECD: 2026
Construct Canopy and Louver at the Water Plant	To protect the water treatment chemicals from potential exposure to direct sunlight and provide sufficient spill containment pallet volume for spill protection.	Awarded to MVL ECD: 2026
Perform Repair to Water Tanks F-308, F-1655 and F-1503	To repair all leaks in the existing tanks and bring back the maximum storage capacity of each tank	Awarded to MVL ECD: 2027
Replace Concrete Water Tank 109	Remove entire structure and provide new concrete water tank to accommodate 300,000 gallons.	Project awarded to BCC. ECD: 2027
Replace Underground Electrical Wirings for Wells, Modules, and Transfer Station	To resolve underground wiring issues and improve water wells management.	Target Award Date: 2026
Replace Well Instruments and Transformers on 93 Wells at Cantonment Area	Replace existing defective Cantonment well instruments to include protection of instruments from direct sunlight and rainfall to properly operate and monitor the well system and track the impact of groundwater withdrawals on seawater intrusion.	Target Award Date: 2026
Repair Double Check Valve Backflow Preventer Device	To comply with the requirements of Backflow Prevention and Cross Connection Control Program	Target Award Date: 2026
Provide Modular Water Storage	Provide USG Modular Water Storage tank and tie-in to existing potable water supply pipeline	Target Award Date: 2026
Install Hydrants in support of Uni-Directional Flushing	Install 12 fire hydrants including required piping, valves and fitting accessories near various facilities locations.	Target Award Date: 2026
Reverse Osmosis Water Purification Unit (ROWPU) or Tactical Water Purification System (TWPS)	To serve as interim filtration system(s) to the Main WTP. A pre-fabricated or custom-built treatment system where all units and components are installed on a frame; a plug-and-play approach.	Target Award Date: 2026
Perform Repair to Raw Water Tanks 107, 1671, 307 and 328	Correct tank deficiencies as noted in the 2023 Sanitary Survey	Target Award Date: 2026
Replace Underground Electrical Wirings for Wells connected to Air Ops-MCC	To resolve underground wiring issues and improve water wells management.	Target Award Date: 2027
Repair Water Distribution Line at C-Site	Install PVC pipeline loop to maintain water required chlorine residual and preclude water stagnation	Target Award Date: 2027
Upgrade Pump Station, F128E	Increase transfer pump capacity to comply with the storage replenishment requirements.	Target Award Date: 2027
Provide Water Pipeline Loop at R-site	Install PVC pipeline loop to maintain water required chlorine residual and preclude water stagnation.	Target Award Date: 2027
Replace Underground Water Pipe at Finger Pier	Repair and fix water leaks to reduce high water consumption	Target Award Date: 2027

Replace Flushing Tank and CIP Tank at the Water Plant	To increase the capacity of our CIP tank to 1500 gals that will prevent water overflow	Target Award Date: 2027
Replace Hydro-pneumatic Tank at GEODDS	Need to provide a new tank due to excessive corrosion of the existing tank. New tank will resolve turbidity issue in the water supply at GEODDS	Target Award Date: 2027
Repair Fiberglass Water Tanks with NSF 61 Tanks	Replace with NSF 61 certified tanks to ensure that tanks are made up of the components that are compliant with the drinking water quality standards and won't contaminate our drinking water	Target Award Date: 2027
Install Post Filtration Aeration System at the Water Plant	Post filtration aeration will help in removing the hydrogen sulfide smell of the water	Target Award Date: 2028
Critical Potable Water System Upgrade	This project addresses NSFDCG's deficient potable water system by replacing the existing structurally degraded critical water tanks 1655 and 1503, and adding a new two 1-million gallons water storage tanks to reliably support continuous and safe FFHC water services	Target Award Date: 2029
MILCON P-116 Water Treatment Plant Filtration System	Install surface water treatment that will ensure the provision of safe drinking water complying with the EPA Surface Water Filtration requirements and to receive a full Certificate to Operate (CTO) from the Water Quality Oversight Council	Target Award Date: 2029

Water Study, Survey and Plan		
Project Title	Purpose	Status or Planned Date
Potable Water Master Plan	To assess the capacity, condition, and reliability of the Potable Water Systems in meeting present and future needs and provide recommendations to address identified deficiencies	Completed 2025
NSFDG Control System and Cyber Engineering Study	Execute a study for the Main Water Treatment Plant (F-148) to upgrade the SCADA systems, fix the data historian, and implement cybersecurity requirements.	Completed: 2025
Lead and Service Lines and Lead Plumbing Survey	Prepare initial service line inventory templates, report, outline of steps required to develop a lead service line replacement plan, and a GIS geodatabase for DG.	ECD: 2026

Appendix C:

Surface Water Treatment Rule- Failure to Filter

IMPORTANT INFORMATION ABOUT YOUR DRINKING WATER

The U.S. Naval Support Facility (NAVSUPPFAC) Diego Garcia (DG) Water Treatment Plant does not meet the USEPA Surface Water Treatment Rule Filtration requirements. However, our drinking water remains **Fit for Human Consumption (FFHC)**. This situation does not require that you take immediate action, but Navy Policy (CNIC M-5090.1B) requires issuance of this Public Notification (PN) because as our customers, you have a right to know what happened, what you should do, and what we are doing to correct this situation.

The Surface Water Treatment Rule requires NAVSUPPFAC DG to have a filtration process upgrade in addition to our current nanofiltration and disinfection processes because we do not have a complete watershed control program in place.

What does this mean?

This is NOT an emergency. If it had been, you would have been notified within 24 hours of discovery. We do not know of any cases of disease-causing organisms contaminating the water supply. Until the filtration improvements are in place, there is an increased chance that disease-causing organisms could contaminate the water supply. Inadequately treated water may contain disease-causing organisms. These organisms include bacteria, viruses, and parasites which can cause symptoms such as nausea, cramps, diarrhea, and associated headaches. These symptoms, however, are not caused only by organisms in drinking water. If you experience any of these symptoms and they persist, you may want to seek medical advice.

What should I Do?

- You do not need to boil your water. However, if you have specific health concerns, consult your doctor. A home filter will not necessarily solve the problem, because not all home filters protect against parasites. Call the National Sanitation Foundation (NSF) International at 1(800) NSF-8010 or the Water Quality Association at 1(800)749-0234 for information on appropriate filters.
- If you have a severely compromised immune system, have an infant, are pregnant, or are elderly, you may be at increased risk and should seek advice from your healthcare providers about drinking this water. General guidelines on ways to lessen the risk of infection by microbes are available on the EPA Ground Water and Drinking Water Website at <https://www.epa.gov/ground-water-and-drinking-water>.

What is being done?

NAVSUPPFAC DG currently uses adequate chlorination and ultraviolet disinfection to inactivate these organisms. The disinfection processes are operating effectively to inactivate these organisms and the drinking water remains Fit for Human Consumption.

Surface Water Treatment Rule – compliant filtration, in combination with adequate disinfection, is the best method for ensuring removal of the organisms. NAVSUPPFAC DG is programmed for installation of a SWTR-compliant filtration system in FY2029. Until this required filtration is installed, you will receive an updated Notice similar to this every three months.

For more information, please contact:

Installation Drinking Water Compliance Program Manager
DSN (315) 370-4540

Installation Environmental Program Director
DSN (315) 370-4542

Please share this information with all the other people who drink this water, especially those who may not have received this notice directly. You can do this by posting this notice in a public place or distributing copies by hand or mail.